

EPISODE #3032 'TIS THE SEASON

Backyard

In The Spring

- Do rake all of the leaves and winter debris (see Fig. A)
- Do spread a thin layer of organic fertilizer over the lawn
- Do look for dandelions - get them before they spread! (see Fig. B)
- Do give your lawn a good cut
- Do look for and fix winter damage to the exterior of the house
- Don't cut the lawn too short (see Fig. C)
- Don't over-fertilize
- Don't roll the lawn with those big rollers!

In The Fall

- Do cover delicate plants with plant mulch or fabric
- Do rake up all the leaves (see Fig. D)
- Do give the lawn a final cut
- Do spread a thin layer of organic fertilizer over the lawn
- Do top dress and seed the lawn
- Do shut off the exterior water tap from the inside of the house, then turn the water tap on outside, to drain all of the water from the pipe before the freeze sets in.
- Do touch up weathered stain on exterior wood (porches, decks, etc.)
- Do check the exterior exhaust outlet of the dryer for lint (see Fig. E)




A. Checking out the leaves and debris.



B. "Just Say No" to dandelions.



C. Don't cut your lawn too short.



D. Rake up all the leaves.



E. Getting rid of lint from the exhaust.

EPISODE #3032 'TIS THE SEASON

Central Air Conditioner Maintenance


- Turn the power off on the unit
- Unscrew the grill from the top of the unit (see Fig. F)
- Vacuum out the dust and debris from inside the unit
- Clean out the drain holes at the bottom of the unit, so water can escape freely (see Fig. g)
- Clean the external coils with soap and water, to ensure efficient radiation of heat.

Furnace Maintenance

- Keep the area around the furnace clean and clear of items (see Fig. H)
- Never keep flammable things near the furnace, ever! (see Fig. I)
- If it's a forced air furnace, change the filter once a year
- It is best to have the furnace looked at by a professional once a year, unless the furnace:
 - Is short cycling
 - Has an irregular flame
 - Makes odd noises or rumbles
 - Furnace suffers from chronicle illness (strange noises, etc...)
 - Has soot deposits
- If any of these things occur, call in an expert immediately!




F. Remove the grill.



G. Remove debris from the drain holes.



H. Keep things clean around the furnace.



I. Move flammable items far, far away